



GENERAL OBLIGATION BOND TOWN HALL MEETING

AUGUST 28, 2014

MIAMI LAKES EDUCATIONAL CENTER



OVERVIEW OF GOB PROJECTS FUNDED IN YEARS 1 THROUGH 3




21st Century Schools GO Bond Projects

Years 1 & 2

147 Year 1 & Year 2 Projects Underway

Year 1 (68 Projects, including 1 advanced)		Year 2 (79 Projects)	
52	in construction	54	under \$1M have been assigned to new SBE/MBE architects and contractors
16	in bidding, plan review/permitting or design	9	with values between \$1M and \$2M have been assigned to A/EPC and contractors
		16	over \$2M are at different stages

Total GOB Expenditures of \$57.2M through 8/20/14



21st Century Schools GO Bond Projects Year 3


54 Projects

7 Under \$2M in pre-design, fall 2014

47 Over \$2M in A/E contractor selection,
1st quarter 2015

Additional Projects in Progress

107 Smaller accelerated projects
(playgrounds, portable removal,
roofing, air conditioning)



21st Century Schools GO Bond Projects Calendar Year-end Projection


Summary

All 68 Year 1 projects in construction

Year 2 projects in design or construction

**All 107 accelerated projects completed or in
construction**

**(Note: as of August 2014, 42 were completed, 26 were in
construction and the balance were in design or bidding)**



WORK IN PROGRESS – A SAMPLING



Playground Improvements

Treasure Island Elementary



W.J. Bryan Elementary

Playground Improvements



Bowman Foster Ashe/Doolin K-8



Virginia A. Boone/Highland Oaks Elementary



Playground Improvements



Caribbean Elementary



F.C. Martin K-8



Neva King Cooper Educational Center



Portable Removal and Field Restoration

Meadowlane Elementary



Dr. Robert B. Ingram Elementary



Portable Removal and Field Restoration

Miami Springs Senior



Miami Coral Park Senior



Roofing, Painting, Site Improvements



Jan Mann Opportunity School



Miami Springs Senior



Miami Lakes Educational Center



Auburndale Elementary

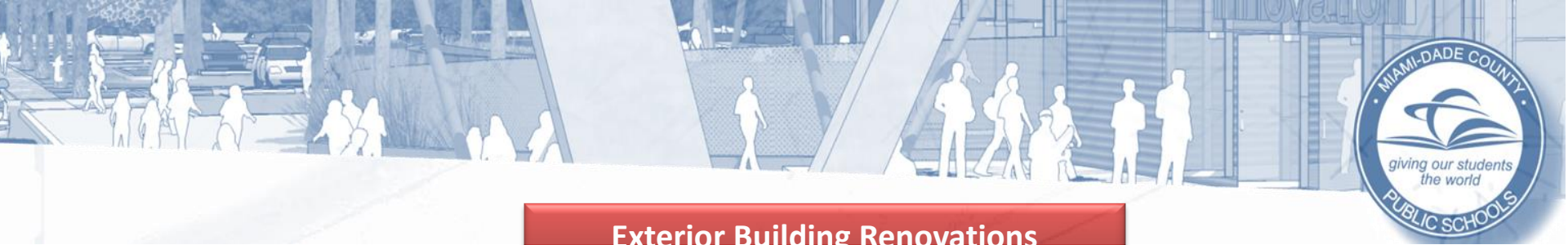


Exterior Building Renovations



Gertrude Edelman/Sabal Palm Elementary






Exterior Building Renovations

Key Biscayne K-8





Interior Building Renovations



Miami Lakes Educational Center




Restroom Renovations



Interior Building Renovations

Shenandoah Elementary

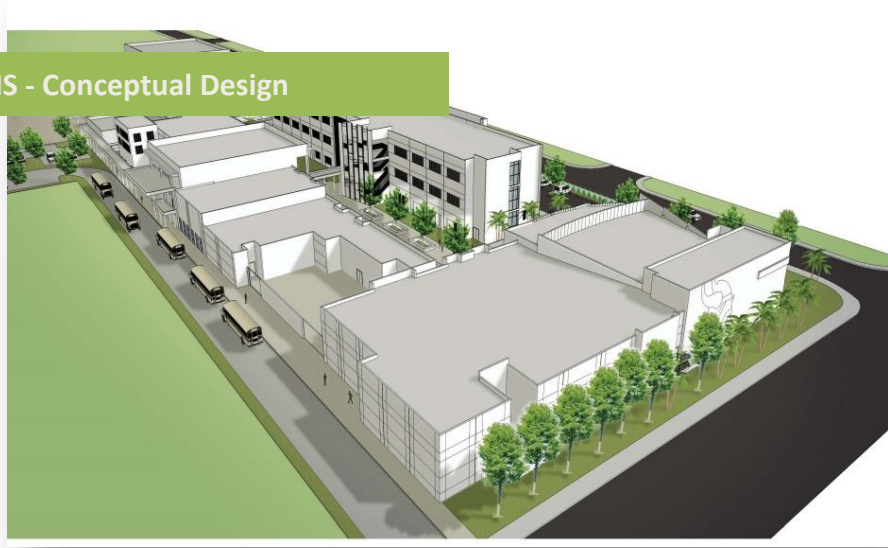




MAST 6-12 Grade Facility - Conceptual Design

New Construction

Miami Norland SHS - Conceptual Design





DISTRICT 4 PROJECT UPDATE



District 4 Project Listing, Funding and Status

SCHOOLS - DISTRICT 4 (SORTED BY YEAR FUNDED)	2012-13	2013-14	2014-15	2015-16	2016-17	GOB PROJECT STATUS
Miami Lakes Educational Center	\$2,492,822					IN CONSTRUCTION-PROJECTED COMPLETION IN EARLY 2015
Palm Lakes Elementary School	\$1,431,002					IN CONSTRUCTION-PROJECTED COMPLETION BY END OF 2014
Bob Graham Education Center		\$596,155				IN DESIGN-ARCHITECT AND CONTRACTOR ASSIGNED
Hialeah Senior High		\$14,648,275				COMMISSIONING OF A/E AND CONTRACTOR PROJECTED BY CALENDAR YEAREND
Jose Marti MAST 6-12 Academy		\$1,169,565				IN DESIGN-ARCHITECT AND CONTRACTOR ASSIGNED; PORTABLE REMOVAL AND LAB RENOVATIONS ADVANCED AND IN PROGRESS FOR COMPLETION SUMMER OF 2014
Miami Lakes K-8 Center		\$773,741				IN DESIGN-ARCHITECT AND CONTRACTOR ASSIGNED
American Senior High (ADVANCED FROM YEAR 3 TO YEAR 2)		\$7,478,478				COMMISSIONING OF A/E AND CONTRACTOR PROJECTED BY OCTOBER AND NOVEMBER, RESPECTIVELY; CRITICAL HVAC WORK ADVANCED TO BE COMPLETED THIS SUMMER
Ben Sheppard Elementary School			\$2,988,231			COMMISSIONING OF ARCHITECT AND CONTRACTOR PROJECTED IN SPRING OF 2015; INSTALLATION OF CHILLER AND COMPRESSOR ADVANCED AND IN PROGRESS
Henry H. Filer Middle School			\$2,854,174			COMMISSIONING OF ARCHITECT AND CONTRACTOR PROJECTED IN SPRING OF 2015
Hialeah-Miami Lakes Senior High			\$5,554,355			COMMISSIONING OF ARCHITECT AND CONTRACTOR PROJECTED IN SPRING OF 2015; INSTALLATION OF CHILLERS AND COOLING TOWERS ADVANCED AND IN PROGRESS
John G. Dupuis Elementary School			\$2,791,102			COMMISSIONING OF ARCHITECT AND CONTRACTOR PROJECTED IN SPRING OF 2015
M.A. Milam K-8 Center			\$9,362,894			COMMISSIONING OF ARCHITECT AND CONTRACTOR PROJECTED BY SUMMER OF 2015; INSTALLATION OF CHILLER AND COMPRESSOR ADVANCED AND IN PROGRESS
Mae M. Walters Elementary School			\$4,499,833			COMMISSIONING OF ARCHITECT AND CONTRACTOR PROJECTED BY SUMMER OF 2015
Meadowlane Elementary School			\$6,636,568			COMMISSIONING OF ARCHITECT AND CONTRACTOR PROJECTED BY SUMMER OF 2015
New K-8 - West of I-75 and North of NW 138 Street (@ MacArthur)-ph 1			\$11,641,500	\$1,000,000		COMMISSIONING OF ARCHITECT AND CONTRACTOR PROJECTED BY SUMMER OF 2015
Twin Lakes Elementary School			\$2,650,869			COMMISSIONING OF ARCHITECT AND CONTRACTOR PROJECTED IN SPRING OF 2015
Amelia Earhart Elementary School				\$2,571,000		PLANNING
Ernest R Graham K-8 Center				\$7,335,094		PLANNING
Flamingo Elementary School				\$8,975,142		PLANNING
Hialeah Middle School				\$3,801,746		PLANNING
Miami Lakes Middle School				\$3,746,825		PLANNING
North Hialeah Elementary School				\$4,288,788		PLANNING; STRUCTURAL REPAIRS ADVANCED AND PROJECTED TO BE COMPLETED BY CALENDAR YEAREND
North Twin Lakes Elementary School				\$2,567,545		PLANNING
Palm Springs Elementary School				\$6,264,761		PLANNING
Palm Springs North Elementary School				\$3,352,990		PLANNING
Barbara Goleman Senior High					\$3,360,520	PLANNING
Hialeah Gardens Elementary School					\$3,623,934	PLANNING
Lawton Chiles Middle School					\$3,621,201	PLANNING
Miami Lakes Educational Center					\$4,990,610	PLANNING
Palm Springs Middle School					\$5,339,339	PLANNING

District 4 – Year 1 Project Data



MIAMI LAKES EDUCATIONAL CENTER
SCHOOL BOARD MEMBER DISTRICT 4
NORTH REGION

Proposed Project Scope: repair exterior stucco in buildings 5 and 6 and paint both buildings; install new covered walkway at the bus drop-off area; replace flooring in auditorium and various other selected areas; upgrade the fire alarm and security systems; install new classroom technology.

Architect: M.C. Harry & Associates, Inc.
Contractor: Link Construction Group, Inc.
M/WBE Certified
Delivery Method: CM @Risk Miscellaneous
Project Budget: \$2,492,821
Program Manager: PARSONS BRINCKERHOFF, INC.
Status: Construction

Schedule									
2013		2014				2015			
Summer	Fall	Winter	Spring	Summer	Fall	Winter	Spring	Summer	Fall

Planning and Design
 Construction

www.bondsforschools.net



PALM LAKES ELEMENTARY
SCHOOL BOARD MEMBER DISTRICT 4
NORTH REGION

Proposed Project Scope: replace air conditioning units in selected areas; install new covered walkway; resurface and restripe parking area and play court; install security cameras at selected locations; replace moveable partitions at various locations; upgrade electrical service to support technology; install new flooring at various locations throughout school; install new classroom technology.

Architect: Stantec Consulting Services, Inc.
Contractor: Kallex Construction & Development
Delivery Method: CM @Risk Miscellaneous
Project Budget: \$1,431,002
Program Manager: PARSONS BRINCKERHOFF, INC.
Status: Construction

Schedule									
2013		2014				2015			
Summer	Fall	Winter	Spring	Summer	Fall	Winter	Spring	Summer	Fall

Planning and Design
 Construction

www.bondsforschools.net

District 4 – Year 2 Project Data



BOB GRAHAM EDUCATION CENTER
NORTH REGION

Proposed Project Scope: parking and playground improvements; exterior repairs and painting; PA and fire alarm system upgrades; exterior lighting; HVAC and electrical upgrades; classroom technology.

Architect: Martin A.D. Yabor & Associates, Inc. *(SBE CERTIFIED, M/WBE HISPANIC MALE)*
Contractor: Lego Construction Co. *(SBE CERTIFIED, M/WBE HISPANIC MALE)*
Delivery Method: CM @Risk Miscellaneous
Project Budget: \$596,155.00
Program Manager: PARSONS BRINCKERHOFF, INC.
Status: Pre-Design



MIAMI LAKES K-8 CENTER
NORTH REGION

Proposed Project Scope: exterior repairs and painting; HVAC upgrades including Energy Management System; security cameras; PA system upgrades; selective flooring replacement; bathroom renovations; acoustical improvements to cafeteria/dining area; new classroom technology.

Architect: Martin A.D. Yabor & Associates, Inc. *(SBE CERTIFIED, M/WBE HISPANIC MALE)*
Contractor: Lego Construction Co. *(SBE CERTIFIED, M/WBE HISPANIC MALE)*
Delivery Method: CM @Risk Miscellaneous
Project Budget: \$773,741
Program Manager: PARSONS BRINCKERHOFF, INC.
Status: Pre-Design

www.bondsforschools.net



JOSE MARTI MAST 6-12 ACADEMY
(FORMERLY JOSE MARTI MIDDLE)
NORTH REGION

Proposed Project Scope: HVAC improvements; exterior painting; science classroom renovations.

Architect: Martin A.D. Yabor & Associates, Inc. *(SBE CERTIFIED, M/WBE HISPANIC MALE)*
Contractor: Lego Construction Co. *(SBE CERTIFIED, M/WBE HISPANIC MALE)*
Delivery Method: CM @Risk Miscellaneous
Project Budget: \$1,169,565
Program Manager: PARSONS BRINCKERHOFF, INC.
Status: Scoping



AMERICAN SENIOR
(ADVANCED FROM YEAR 3)
NORTH REGION

Proposed Project Scope: Campus-wide miscellaneous renovations consisting of complete HVAC replacement (including controls), plumbing fixtures replacement and installation of additional exterior building lighting in Bldg. 1; miscellaneous HVAC replacement including exterior condenser, controls, fan coils and exterior lighting replacement in Bldgs. 2, 3 and 4; new classroom technology.

Architect/Contractor: UNDER SOLICITATION
Delivery Method: CM @Risk Miscellaneous
Project Budget: \$7,282,826
Program Manager: PARSONS BRINCKERHOFF, INC.
Status: A/E AND CONTRACTOR SELECTION

www.bondsforschools.net



District 4 – Year 2 Project Data



**HIALEAH SENIOR
NORTH REGION**

Proposed Project Scope: Campus-wide renovations including resurfacing and striping of parking lots, drives and basketball courts; courtyard drainage corrections; new ESE bus drop-off and covered walkway; removal of portables; safety to life corrections; selective air conditioning and heating repair/replacement; selective electrical and lighting repair/replacement; selective reroofing repair/replacement; selective exterior stucco wall repairs; selective exterior door/window repairs/replacement; selective interior door replacement; exterior painting; fire alarm replacement/corrections; public address system replacement; energy management system replacement; direct digital controls replacement; security alarm/surveillance system enhancements; renovations of the gym and locker rooms; selective renovation of toilet rooms and related plumbing repairs; selective flooring replacement; selective ceiling tile replacement; removal of boilers and conversion of rooms to storage; replacement of storage mezzanine structure; and demolition and replacement of flammable storage building; new classroom technology.

Architect/Contractor: UNDER SOLICITATION
Delivery Method: CM @Risk Miscellaneous
Project Budget: \$14,648,275
Program Manager: PARSONS BRINCKERHOFF, INC.
Status: A/E AND CONTRACTOR SELECTION

www.bondsforschools.net



District 4 – Year 2 Project Data


In sum:

- **5 projects in Year 2 (including American Senior which was advanced and will be in design shortly)**
- **Collective value of approximately \$24.7 million**
- **3 have been assigned to Small Business Enterprise firms, both Architects and Contractors**
- **2 are large projects which require specific solicitations for the architect and contractor**




District 4 – Year 3 Projects (FY 14-15)

- **The GOB Program currently allocates approximately \$49 million in FY 14-15 [Year 3] to nine large scale projects in District 4, ranging in value from \$2.6 million to \$11.6 million**
- **Eight projects consist of major renovations, and one consists of the conversion of the facility formerly known as Miami MacArthur North and located on N.W. 138 Street and 97 Avenue, to a K-8 configuration**
- **All year 3 projects will be in design by Spring/early Summer of next year**



UPDATE ON LOCAL BUSINESS OPPORTUNITIES AND OUTREACH



Small Business Enterprise Initiatives

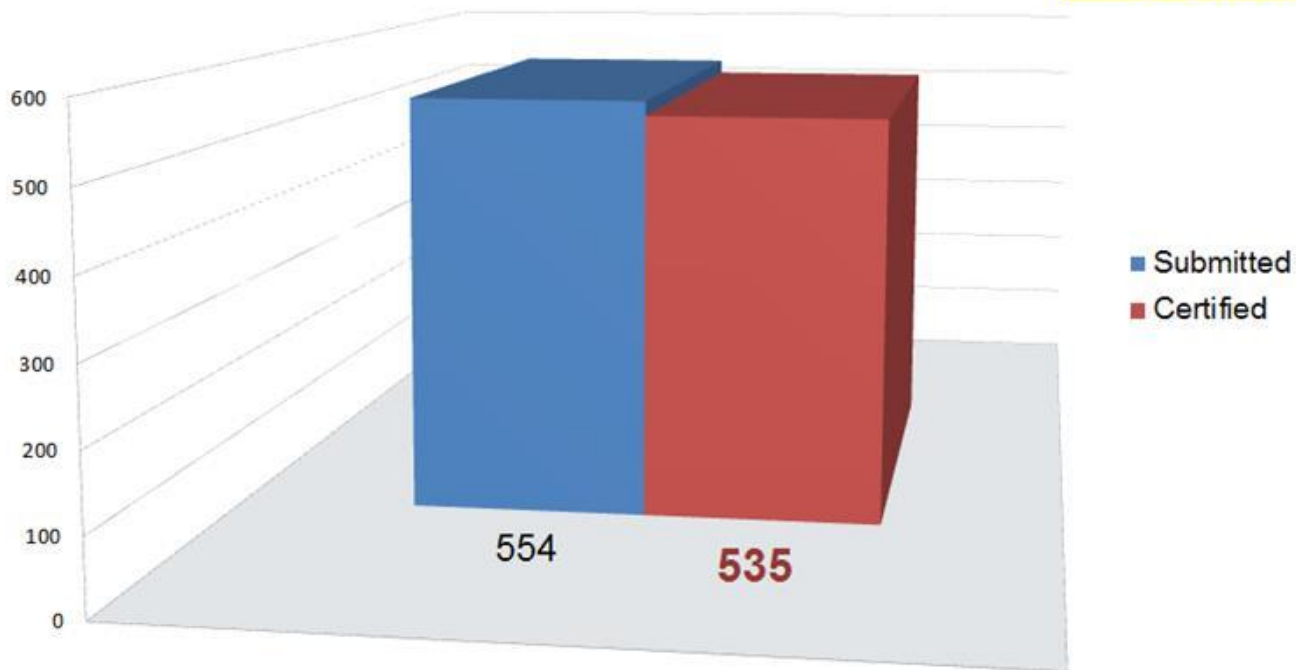
Procedural/Policy Updates


- **Revised School Board Policy 6320.02 increasing opportunities for more small businesses**
- **Drafted Small/Micro Business Enterprise Program Procedures Manual**

On-going Efforts to Certify SBE Firms

SBE CERTIFICATION CHART 2013/2014

Total SBE Certification Rate
96.57% ≈ 97%





Community Outreach Efforts


Since April 2013, the OEO has hosted and participated in various events (64 total) to engage, promote and mentor small and minority businesses.

The events have included:

10 *Radio, Television & Newspaper*

2 *Prequalification Events*

57 *Community Outreach Events*




Community Outreach Efforts

Media	Associations	Agencies
<ul style="list-style-type: none">• Radio EKOL• Miami Times• Diario Las Americas• Haiti Journal• South FL Times• Daily Business Review• KOZE FANM Radio	<ul style="list-style-type: none">• Hialeah Chamber of Commerce• Spanish American League Against Discrimination• National Association of Women in Construction• Minority Chamber of Commerce• Miami-Dade Chamber of Commerce• Aventura Marketing Council• Doral Business Council• NAACP• Latin American Business Association• South Florida Minority Supplier Development Council• Haitian American Chamber of Commerce	<ul style="list-style-type: none">• U.S. Small Business Administration• Miami-Dade County• Miami-Dade College• Broward College• Broward County School Board• Palm Beach County School Board• Palm Beach State College• Miami-Dade Expressway Authority




UPDATE ON WIRELESS AND BYOD (BRING YOUR OWN DEVICE) INITIATIVE



What Did We Do To Support Wireless?

- Infrastructure upgrades:
 - Increase transfer speed from 1 gigabit of information per second (GBPS) to 4 GBPS
 - Upgraded routers and switches to accommodate the increased transfer speed.
 - Will increase transfer speed to 10 GBPS during this school year.
- What does this mean?
 - One gigabit = 1,000,000,000 bits *per second of information!*
 - District wireless speed = 10,000,000,000 bits *per second of information!*
 - Heartbeats in a *average life time* = 3,360,000,000 beats!



What Did We Do To Support Wireless?

- **Installed 20,000 access points!**
 - Access points in 2012 = 2,400
- **45,000,000 square feet of space made ready for wireless in over 360 facilities!**



UPDATE ON TECHNOLOGY IMPROVEMENTS

Classroom Technology *UPDATE: January 2014*

Interactive Whiteboards and Projectors



February 2014

Installation begins



1st Quarter 2015

Installation completed



310 & 10,000

Schools & classrooms impacted

GOB Funds



Classroom Technology *UPDATE: Aug/Sept 2014*

Interactive Whiteboards and Projectors



February 2014

Installation begins

May 2014



1st Quarter 2015

Installation completed

August 2014 - nearly complete



310 & 10,000

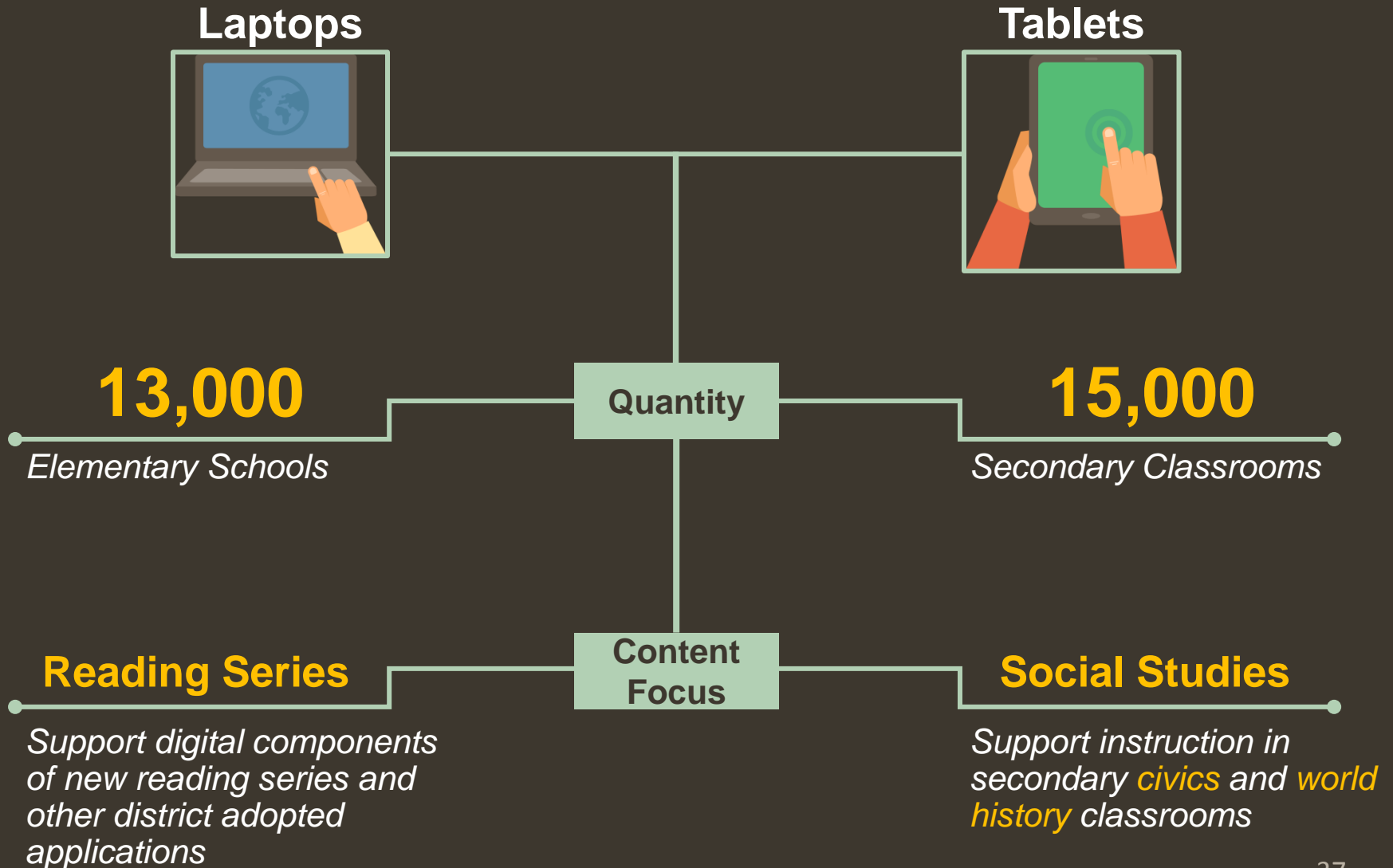
Schools & classrooms impacted

342 & 11,000

Schools & classrooms impacted

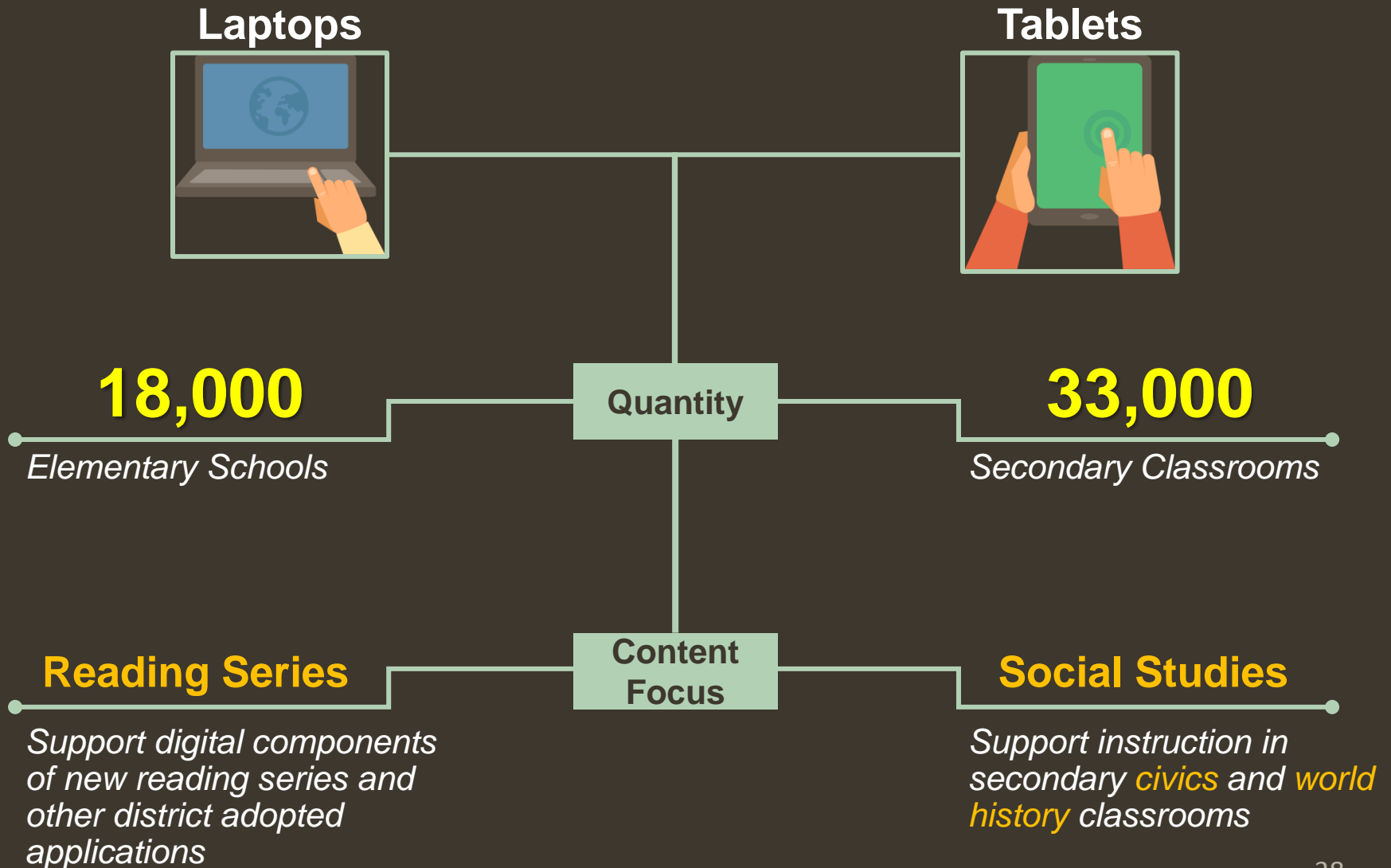
Mobile Device Initiative *Update: Phase 1 – April 2014*


Non GOB Funds - Bank of America Loan



Mobile Device Initiative *Update: Phases 1&2 – Aug/Sept 2014*

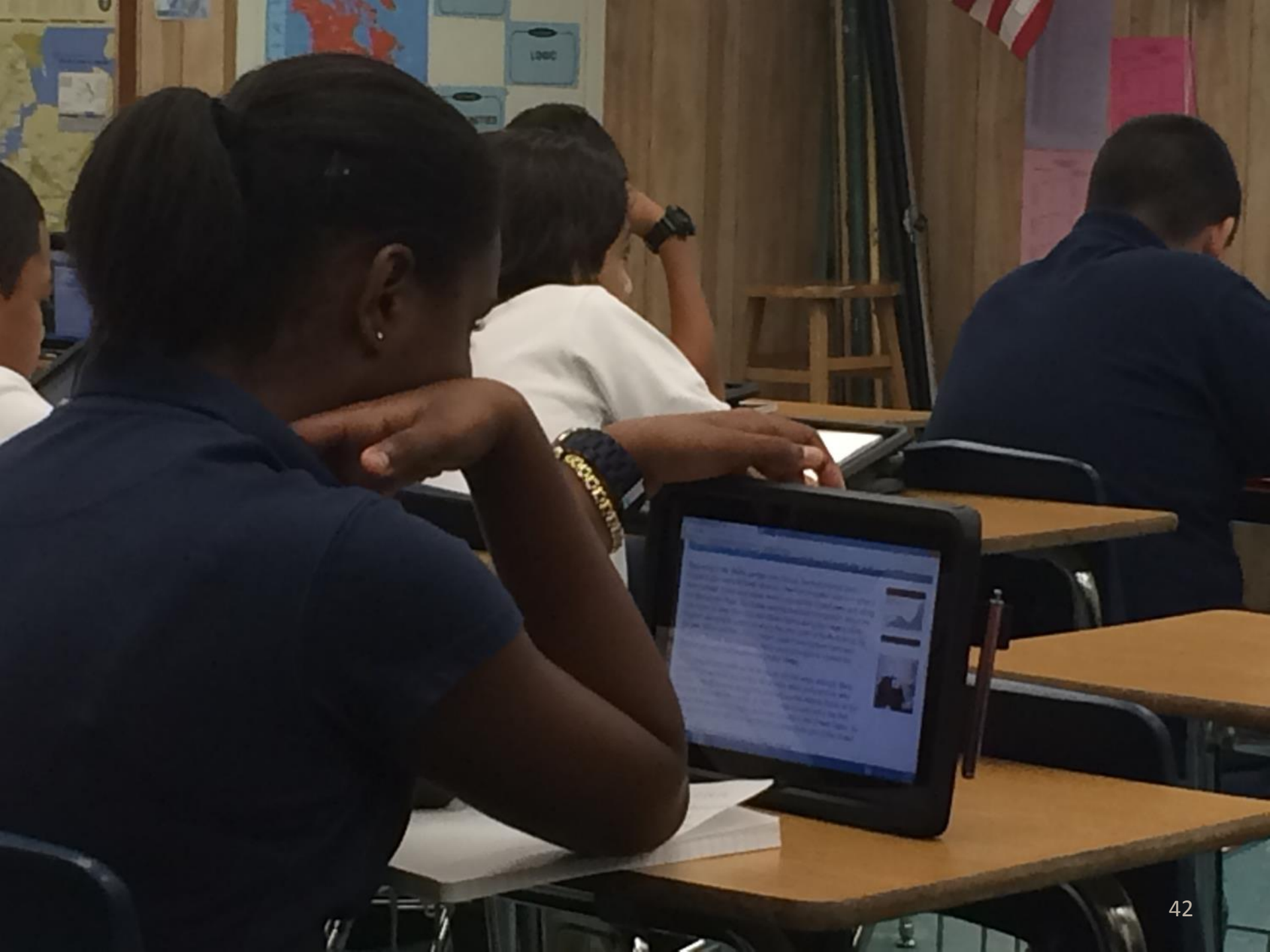
Non GOB Funds - Bank of America Loan

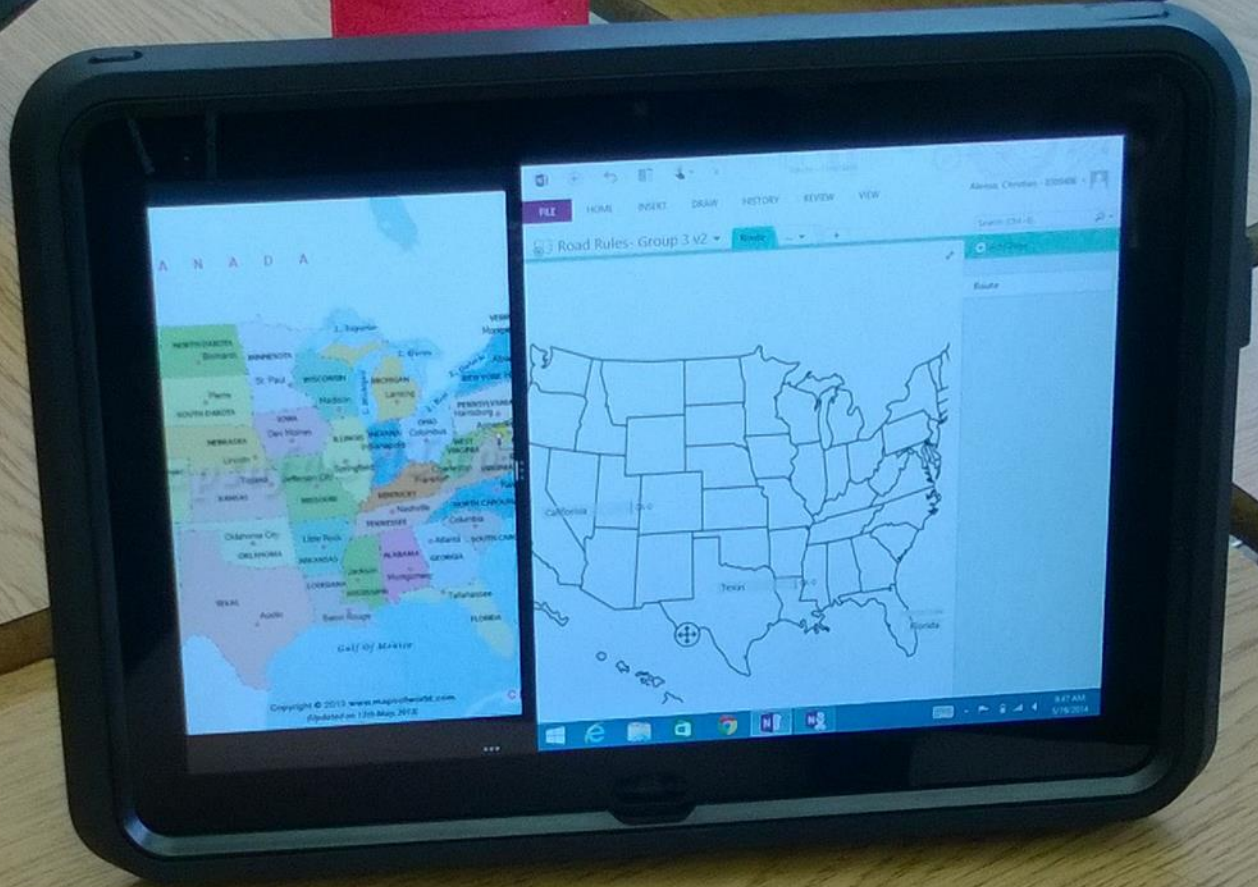














LESSON 1

Being an American

LEARNING OBJECTIVE What are the characteristics that make up a culture?

Beginning in the 1600s, people from France, the Netherlands, and England who came to North America. The French settled mainly in what is now Canada. Some also made farms around the Great Lakes and along the Mississippi River. The Dutch established New Amsterdam, which we now know as New York City, and settled farms along the Hudson River. English immigrants settled all along the east coast of North America. By the late 1600s and the 1700s, people started arriving from Germany, Sweden, Ireland, and Scotland. These early immigrants created the thirteen colonies that became the United States.


Some people who came to the Americas did not come willingly. Many people from western and central Africa were taken by force from their homelands. They were brought by ship across the Atlantic Ocean to the Americas and sold into slavery. In 1807, Congress passed a law that stopped the practice of bringing enslaved people to the United States. By then, some 500,000 Africans had arrived and become part of the United States.

From the 1800s to the 1850s, more than 5 million people came to the United States. Most of these new settlers came from Ireland and Germany. They were bringing family and friends with them. The discovery of gold in California in 1848 led many people from around the world to move to that area in hopes of becoming rich. Thousands of these new immigrants came from China.

Between 1880 and 1890, another 10 million Europeans streamed into the country. Most of the new settlers in this period came from Denmark, Norway, and Sweden. Then a shift in immigration followed. Up until the 1880s, most European immigrants had come from northern and western Europe. From 1880 to 1920, though, a majority of immigrants came from southern and eastern Europe. In these years, about 22 million immigrants arrived from countries such as Italy, Greece, Poland, and Russia.

The year 1980 saw another change in the source of immigration. A larger share of immigrants than before came from Asia and Latin America. Today, more than half of all the people in the United States who were born in another country come from Latin America.

LESSON RESOURCES




The piñata, a colorful figure filled with treats, is a traditional treat associated with Mexico and other Latin American countries. At piñata celebrations, children have fun trying to break open the piñata with sticks. Use how different cultures celebrate holidays, and compare age in the United States.

CRITICAL

Identifying

That history



GENERAL OBLIGATION BOND TOWN HALL MEETING

Q&A

AUGUST 28, 2014

MIAMI LAKES EDUCATIONAL CENTER